


Name \_\_\_\_\_


Follow the directions below the picture scene.



- Color the trees green.
- Color the pumpkins in the wagon orange.
- Draw an X over the scarecrow.
- Color the apples in the basket red.
- Circle the wagon.
- Color the hay yellow.
- Circle the jug of apple cider.
- Color the ladder brown.
- Color the girl's hair black.
- Circle the birds.
- Color the birds black.
- Color both of the boy's hair yellow.
- Color the girl's boots purple.
- Color the girl's sweater green.
- Draw an X over the girl's pumpkin.
- Color the apples the boys are holding yellow.
- Color the fence brown.

Name \_\_\_\_\_


Follow the directions below the picture scene.



- Color the wagon red.
- Color the pumpkins orange.
- Draw an X over 4 pumpkins.
- Circle the pumpkin on top of the hay bale.
- Color the flowers yellow.
- Color the bird blue.
- Circle the bird.
- Color the scarecrow brown.
- Circle the girl's pumpkin.
- Color the hay bale yellow.
- Draw a square around the boy's pumpkin.
- Color the girl's hair red.
- Color the boy's hair brown.
- Color the fence brown.
- Circle the biggest flower.
- Draw an X over the smallest flower.
- Color the sky blue.
- Color the squirrel brown.
- Circle the squirrel.

Name \_\_\_\_\_

Follow the directions below the picture scene.



- Color the door red.
- Color the house gray.
- Color the pumpkins orange.
- Circle the bigger pumpkin.
- Draw an X on the smaller pumpkin.
- Color the scarecrow green.
- Color the flowers yellow.
- Color the tree brown.
- Circle the leaves on the tree.
- Color the boy's clothes blue.
- Color the boy's hair brown.
- Circle the rake.
- Color the girl's hair black.
- Color the girl's clothes purple.
- Draw an X on the chimney.
- Color the gate brown.
- Color the clouds blue.
- Color the dog brown.
- Color the wagon green.
- Draw a square around the dog.

Name \_\_\_\_\_


Follow the directions below the picture scene.



- Color the tree brown.
- Color the flowers pink.
- Color the bird black.
- Color the pumpkins orange.
- Color the cat brown.
- Circle the bird.
- Draw an X over the cat.
- Color the hay bale yellow.
- Color the apples green.
- Circle the smallest pumpkin.
- Draw an X over the biggest pumpkin.
- Color the girl's hair orange.
- Color the boy's hair brown.
- Color the girl's outfit purple.
- Draw an X over the rake.
- Color the boy's outfit green.
- Circle the basket of apples.
- Color the gate brown.
- Draw a square around one flower.
- Color the clouds blue.

Name \_\_\_\_\_


Follow the directions below the picture scene.



- Color the tree trunks brown.
- Color the tree leaves orange.
- Color the bushes green.
- Color the deer brown.
- Color the pumpkins orange.
- Color the wagon red.
- Circle the biggest pumpkin.
- Draw an X on the deer.
- Color the apples yellow.
- Color the pie brown.
- Color the bird black.
- Color the apple cider red.
- Color the boy's hair yellow.
- Color the girl's hair black.
- Circle the piece of pie.
- Draw an X on the apple cider.
- Color the acorns brown.
- Circle one acorn.
- Draw an X on the candy apple.
- Color the girl's outfits pink.
- Color the boy's outfit yellow.

Name \_\_\_\_\_

Follow the directions below the picture scene.



- Color the trees green.
- Color the dog brown.
- Color the flowers yellow.
- Color the scarecrow's clothes brown.
- Color the scarecrow's hat orange.
- Color the squirrel brown.
- Color the school doors blue.
- Color the bird in the tree black.
- Circle the windows.
- Circle one flower.
- Color the pumpkin orange.
- Circle the dog.
- Draw an X on the bird.
- Draw a square around the squirrel.
- Color the boy's shirt green.
- Color the boy's pants blue.
- Color the girl's clothes purple.
- Color the boy's hair black.
- Color the girl's hair brown.
- Circle the pumpkin.

Name \_\_\_\_\_

Follow the directions below the picture scene.



- Color the trees green.
- Color the pumpkins orange.
- Color the clouds blue.
- Color the wagon red.
- Circle the smallest pumpkin.
- Draw an X on the biggest pumpkin.
- Color the pine cones brown.
- Circle two pine cones.
- Color the boy's hair brown.
- Color one girl's hair yellow and one girl's hair brown.
- Color the hay bale yellow.
- Color the fallen leaves red and orange.
- Circle the bale of hay.
- Color the boy's pants blue.
- Color the boy's shirt green.
- Draw an X on the rake.
- Circle the wagon.

Name \_\_\_\_\_

Follow the directions below the picture scene.



- Color the tree leaves orange.
- Color the birds brown.
- Color all the pumpkins orange.
- Color the squirrel brown.
- Color the acorns brown.
- Color the wagon blue.
- Circle one bird.
- Color the girl's shirt pink.
- Color the girl's hair brown.
- Color the bushes green.
- Draw an X on one bird.
- Circle two acorns.
- Color the scarecrow's hat yellow.
- Color the scarecrow's clothes brown.
- Circle the smallest pumpkin.
- Draw an X on the scarecrow's hat.
- Color the boy's hair yellow.
- Color the boy's shirts black.
- Color all the kid's pants blue.



Name \_\_\_\_\_

Follow the directions below the picture scene.



- Color the hay bale yellow.
- Color the ladder brown.
- Color the apples in the baskets red.
- Color the jug of apple cider brown.
- Color the scarecrow orange.
- Color the boy's hair black.
- Color the trees green.
- Circle one apple on each tree.
- Color the girl's hair yellow.
- Circle the jug of apple cider.
- Draw an X on the scarecrow's hat.
- Color the boy's shirt blue.
- Circle the basket of apples on top of the hay.
- Draw an X on the ladder.
- Color the girl's shirts purple.